

CRICKET PITCH

COLUMN HEIGHTS  
 A 600  
 B 700  
 C 880  
 D 700  
 WALL 'E' SHALL BE IN LINE WITH WALL TO TUCKSHOP

BITUMEN HARDSTANDING

PARKING AREA

PLAY GROUND

AMENITIES BLOCK

RESIDENCE

PROPOSED MODULAR TYPE 'A'

TUCKSHOP

PRE-SCHOOL

TENNIS COURT

DATUM 100.000 ASSUMED

ENTRANCE ROAD

BITUMEN ROAD

GRAVEL ROAD

WATER METER

100.000

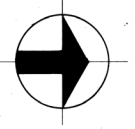
10.234

173 48

301 75

238 654

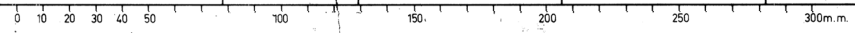
88 48

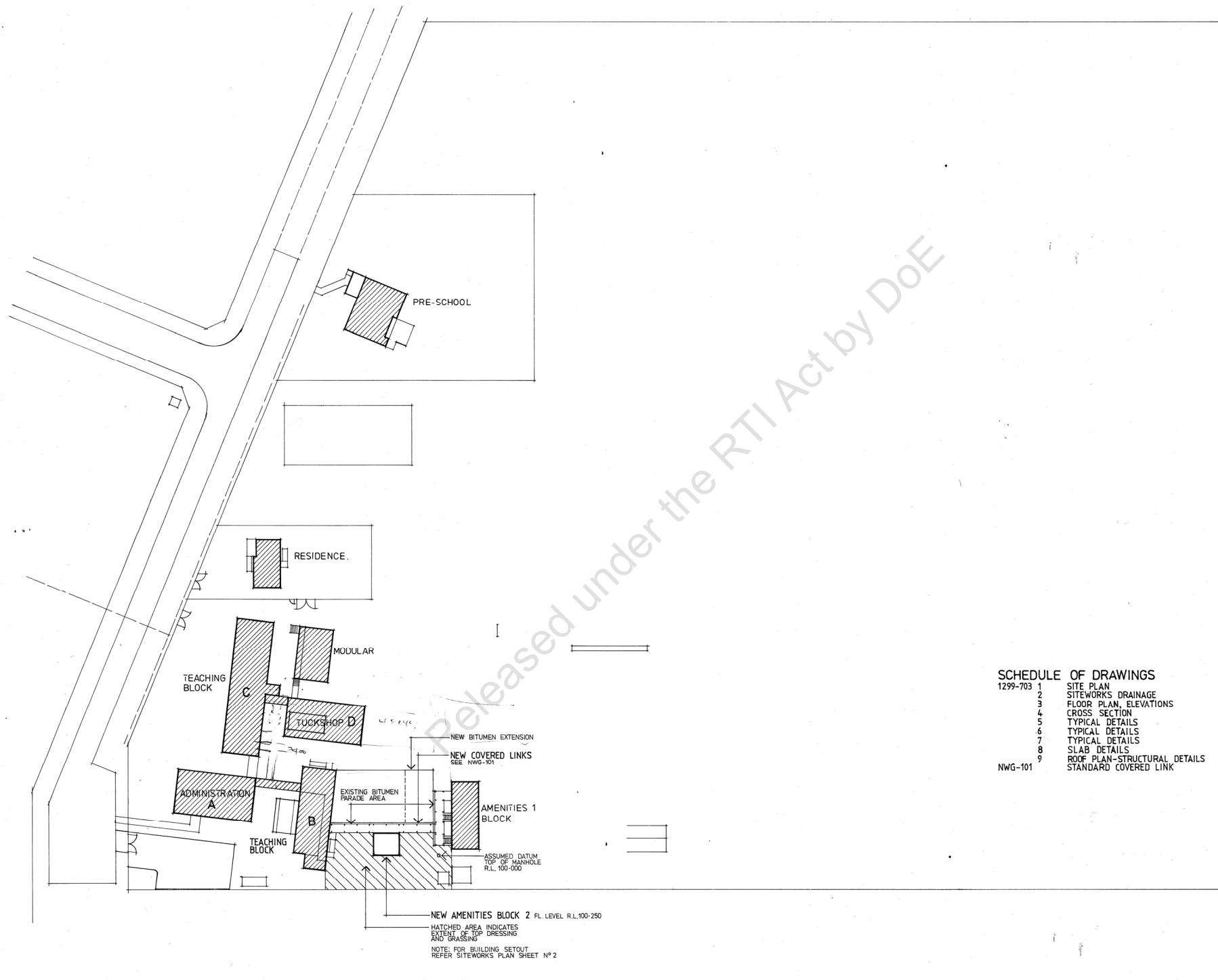


DRAWN: <i>[Signature]</i> 29.7.82	DATE JULY 82	SCALE: 1 : 500
CHECKED:		SHEET No.
AUTHORISED FOR ISSUE		DRAWING No. 1299 - NWG 1.
DISTRICT ARCHITECT	<i>[Signature]</i>	DIRECTOR OF BUILDING
CHIEF ARCHITECT		

**DEPARTMENT OF WORKS**  
 ARCHITECTURAL BRANCH

**BOHLEVALE STATE SCHOOL**  
 PROPOSED MODULAR TYPE 'A'  
 SITE PLAN.





Released under the RTI Act by DoE

**SCHEDULE OF DRAWINGS**

1299-703	1	SITE PLAN
	2	SITWORKS DRAINAGE
	3	FLOOR PLAN, ELEVATIONS
	4	CROSS SECTION
	5	TYPICAL DETAILS
	6	TYPICAL DETAILS
	7	TYPICAL DETAILS
	8	SLAB DETAILS
NWG-101	9	ROOF PLAN-STRUCTURAL DETAILS STANDARD COVERED LINK

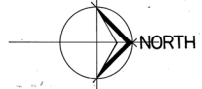
**DEPARTMENT OF WORKS**  
**ARCHITECTURAL BRANCH**

**BOHLEVALE STATE SCHOOL**

additional toilet facilities

**SITE PLAN**

SCALE: 1 : 500	DATE: 7/83
DRAWN: N. F.	CHECKED: <i>[Signature]</i>
	26-7-83



DRAWING No. 1299/703-1	SHEET No.
---------------------------	-----------

AUTHORISED FOR ISSUE  
 DISTRICT ARCHITECT *[Signature]* 26.7.83  
 SENIOR ARCHITECT  
 CHIEF ARCHITECT  
 DIRECTOR OF BUILDING

300 MM  
250  
200  
150  
100  
50  
0



14333440

300 MM

250

200

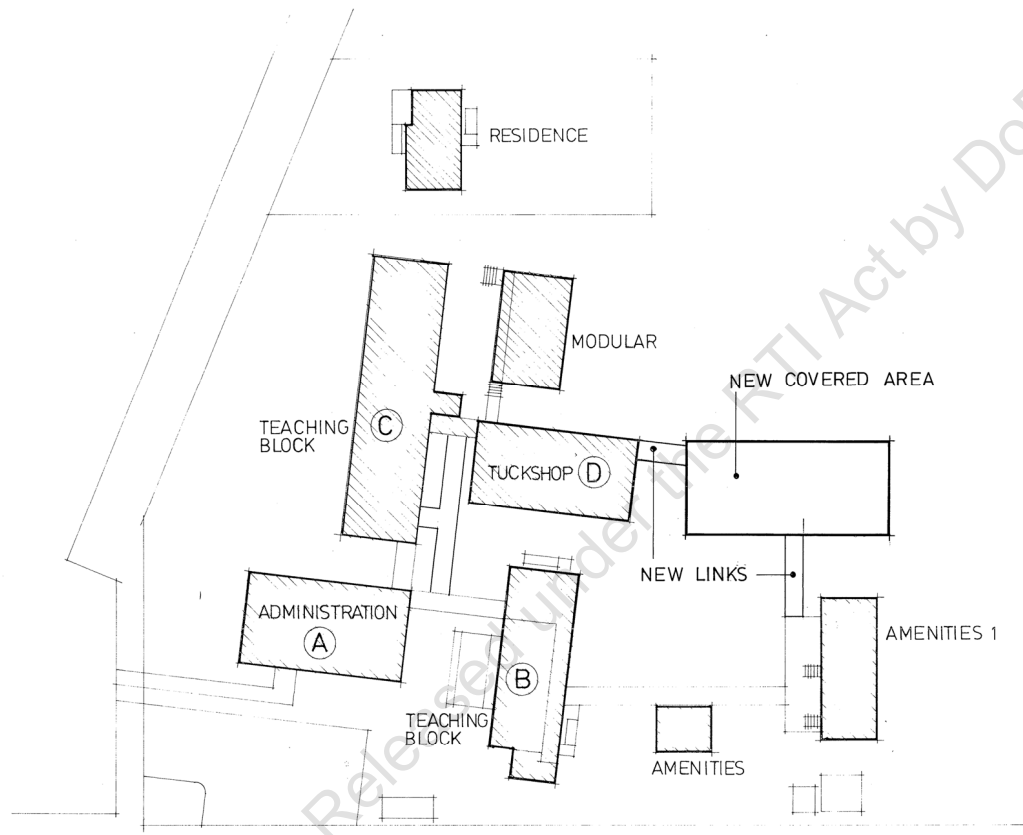
150

100

50

0

A2



**DEPARTMENT OF WORKS**

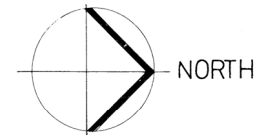
**ARCHITECTURAL BRANCH**

BOHLEVALE S.S.

REPLACEMENT  
COVERED AREA  
PROPOSAL (B)

SITE PLAN

SCALE 1:500	DATE
DRAWN RLT	NOV '84
CHECKED <i>[Signature]</i>	30.11.84



DRAWING No. 1299 / NWG 4	SHEET No. 4
-----------------------------	----------------

AUTHORISED FOR ISSUE

DISTRICT ARCHITECT: *[Signature]* 3.12.84

SENIOR ARCHITECT

CHIEF ARCHITECT

DIRECTOR OF BUILDING